

2015 BGCI International Congress on Education in Botanic Gardens • April 26 May 1, 2015



Robin Moore, Dipl.Arch., MCP, Hon. ASLA

Innovative ways to Connect Children to Nature

Creating Nature Play and Learning Places: Theory into Practice

Theory: Linking behavior to design

✧ Affordance



✧ Activity Setting

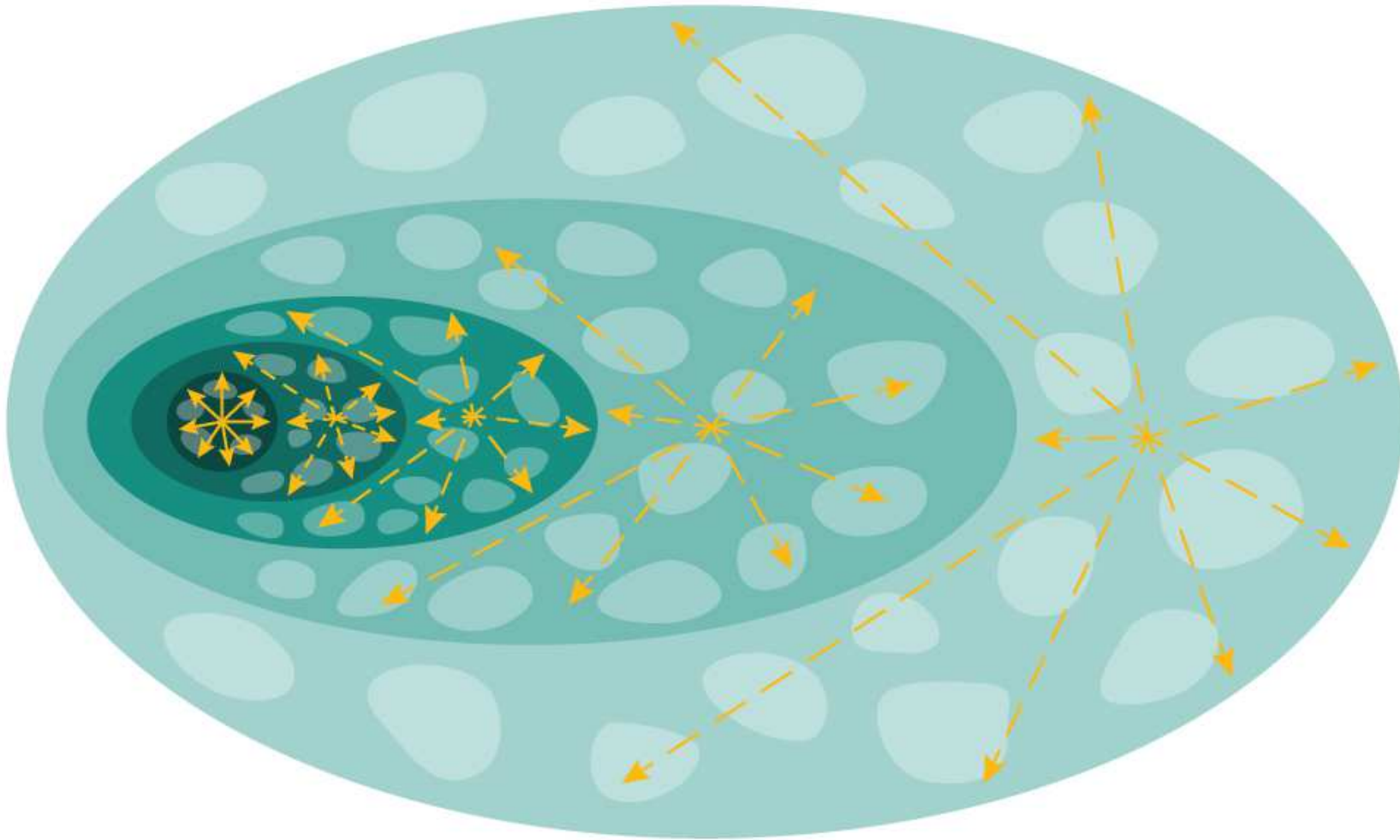


✧ Territorial range



Theory: Linking behavior to design

- Territoriality



Territorial Expansion with Age

Theory: Linking behavior to design

✧ Motivation: The 6 C's

Curiosity prompted by stones to turn over;

Choice afforded by sizes/shapes of stones, gravel;

Content discovered organisms harbored underneath;

Collaboration self-evident in the playful exploration group;

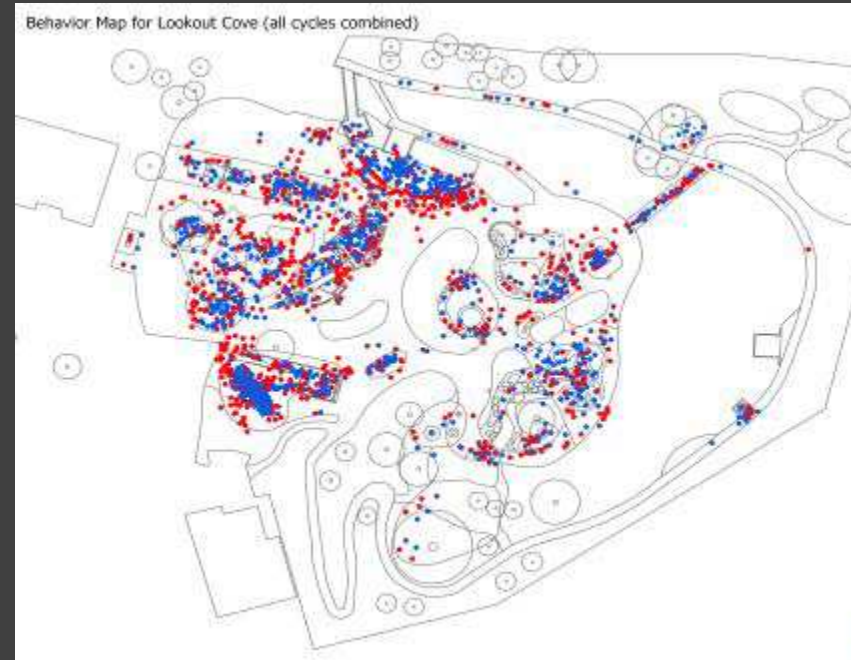
Challenge turning over large rocks;

Context new friendships made or reinforced, new skills learned, observations made, new projects planned at home or school.



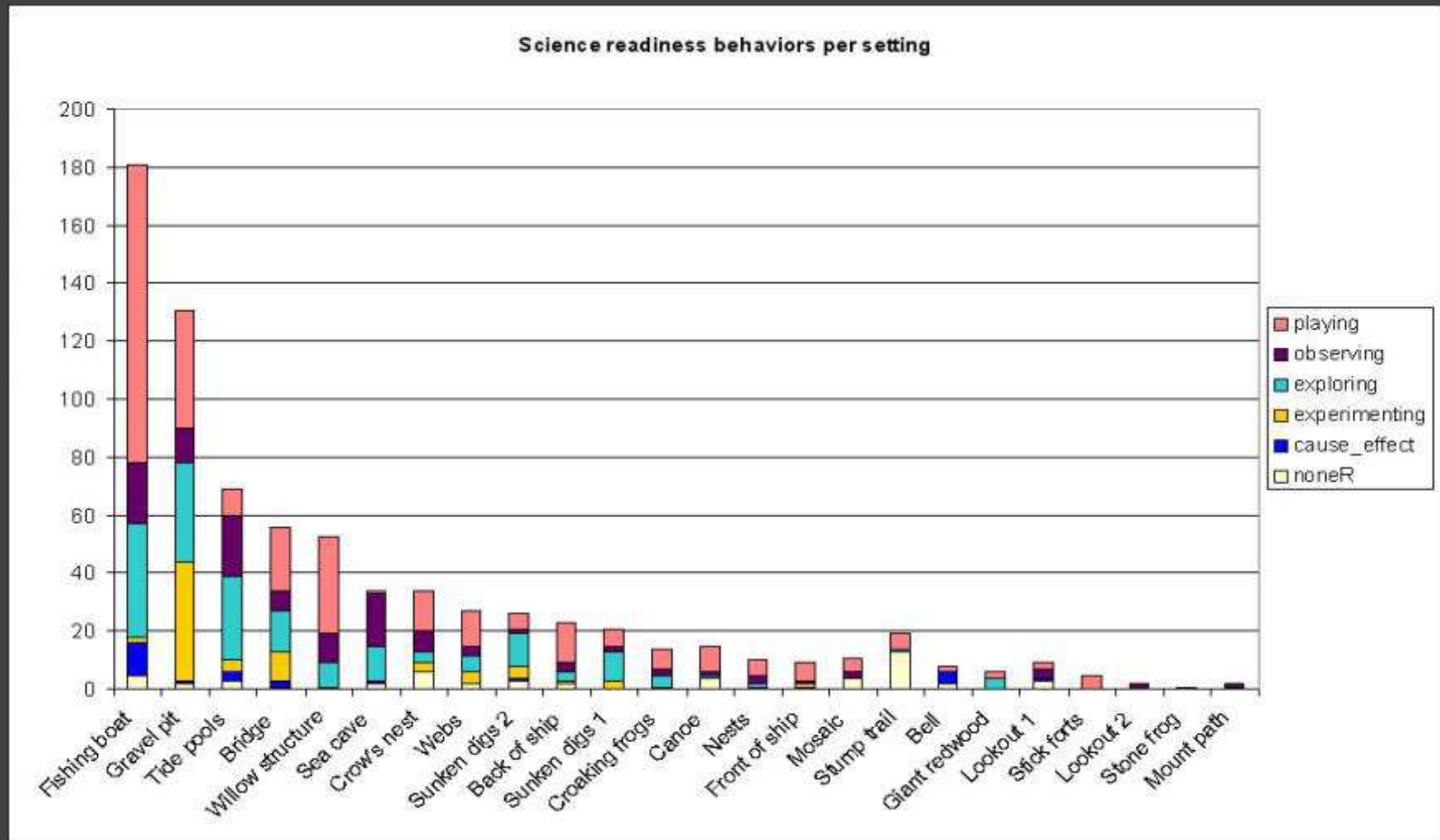
Evidence

Bay Area Discovery Museum



Evidence

Bay Area Discovery Museum




Evidence: Dramatic Play & Loose Parts

Bay Area Discovery Museum



Evidence: Dramatic Play & Loose Parts

Bay Area Discovery Museum



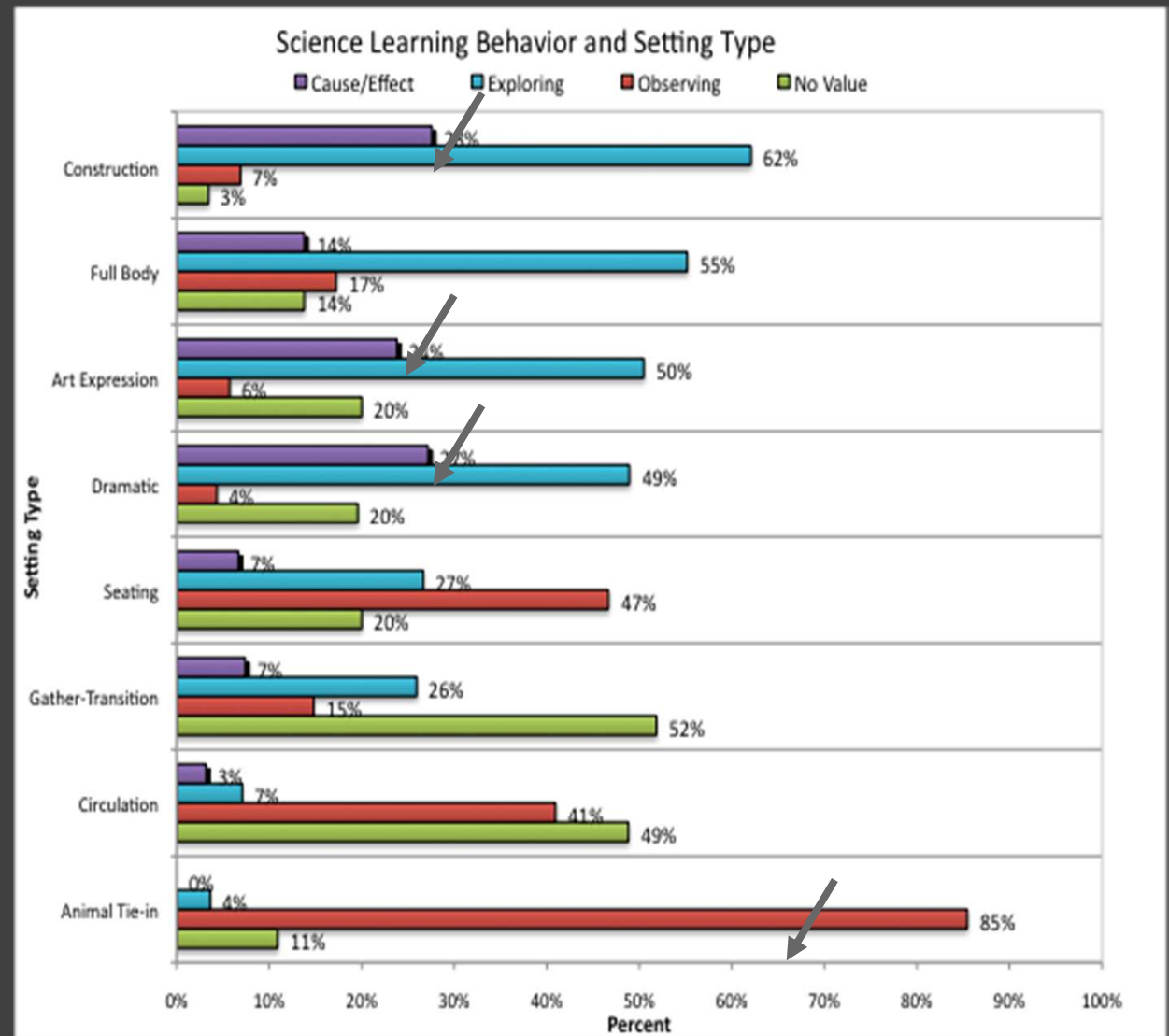

Evidence

kidZone, North Carolina Zoo



Evidence

kidZone, North Carolina Zoo



Practice

NC Botanical Garden: Magic in the Garden



Practice

NC Botanical Garden: Magic in the Garden



Practice

NC Botanical Garden: Magic in the Garden



Practice

NC Botanical Garden: Magic in the Garden



Practice

NC Botanical Garden: Magic in the Garden



Practice

NC Botanical Garden: Magic in the Garden



U.S. National Guidelines

Nature Play and Learning Places



National Guidelines

Nature Play & Learning Places

Creating and managing places where
children engage with nature

ROBIN C. MOORE



7 CHAPTERS

1. Why **nature** play and learning
2. **Nature** play, learning, and education
3. Locating **nature** play and learning places
4. Designing **nature** play and learning places
5. Managing **nature** play and learning places
6. Managing risks and benefits
7. Engaging **the community**

Applying the UK playwork model to nature play

Nature Play Corps




I Spy with Animal Eyes

1



The Great Fire Escape

2



Bear Necessities

3

Applying the UK playwork model to nature play

Nature Play Corps



I Spy with Animal Eyes

1

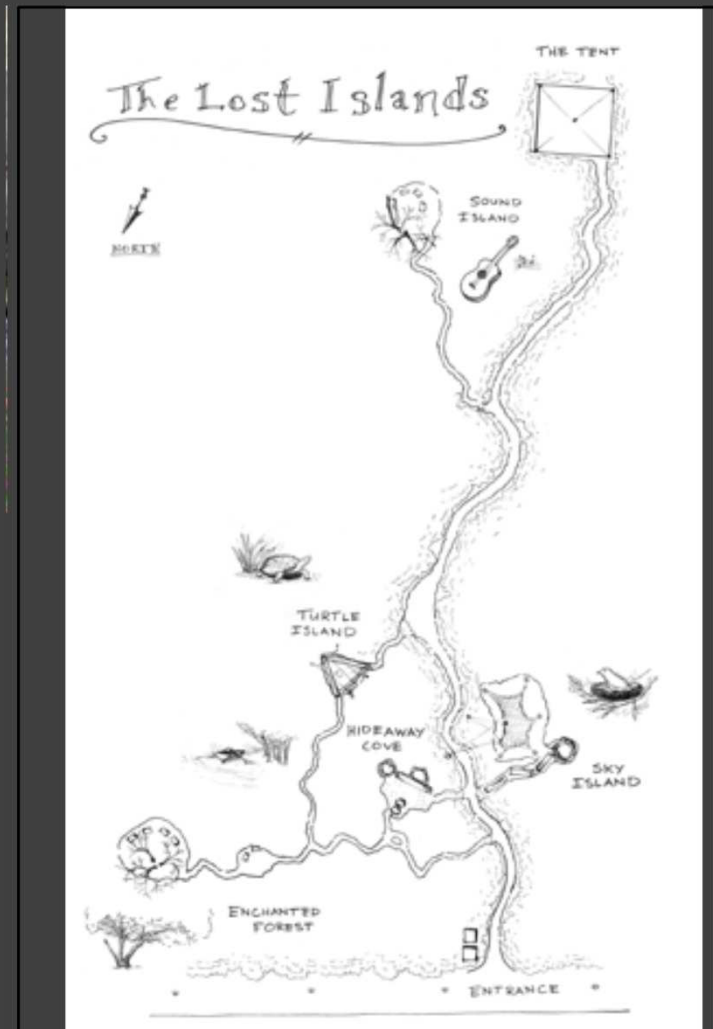


The Great Fire Escape

2

Applying the UK playwork model to nature play

Nature Play Corps





NATURE | merge & charles schott
PLAYSCAPE™
 CINCINNATI NATURE CENTER

Legend

- ★ "You Are Here"
- PlayScape Fence
- Wooded Areas
- Stream
- Wetland
- Trails
- Boulders
- Tree Stumps
- Structures
- Mashburn Discovery Trail (All Access)





With landscape architects: Rachel Robinson and Sharon Floro and architect Luke Schelly















Thanks!



College of Design | NC State University

www.naturalearning.org